


# FORD

# 4000 All Purpose Tractor

## SPECIFICATIONS

HORSEPOWER	GAS DIESEL	
	2200 rpm	2200 rpm
Net flywheel (IEMC).....	56.5	57
<b>PTO hp (observed)</b>		
with 8-speed transmission.....	52.1	52.6
with 10-speed transmission.....	50.1	51
<b>Drawbar hp (observed)</b>		
with 8-speed transmission.....	44.8	47.9
with 10-speed transmission.....	42.5	46.2
<b>Drawbar pull, maximum, lb</b>		
with 8-speed transmission.....	6,096	6,080
with 10-speed transmission.....	6,112	6,145
<b>ENGINE TORQUE</b>		
at rated speeds, lb-ft (observed)...	135	136
<b>Maximum torque, lb-ft (observed)</b>	161	153
@ engine speed, rpm.....	1,100	1,300



## TRAVEL SPEEDS, mph, at 2200 engine rpm

Gear	with 8-speed (dual-range) transmission		with 10-speed transmission
	with 8-speed (dual-range) transmission	with 10-speed transmission	
1st.....	1.5	1.1	
2nd.....	2.0	1.5	
3rd.....	3.5	1.8	
4th.....	4.7	2.4	
5th.....	5.6	4.0	
6th.....	7.0	5.1	
7th.....	12.3	5.7	
8th.....	16.8	7.5	
9th.....	—	12.1	
10th.....	—	17.6	
1st-Rev.....	2.3	3.4	
2nd-Rev.....	8.1	5.1	

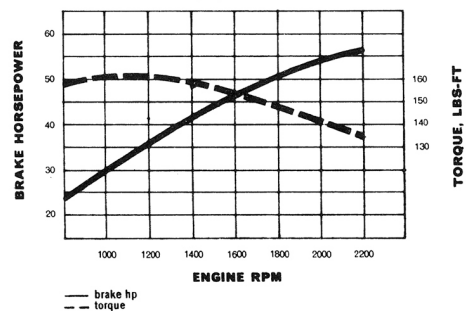
## TRACTOR DIMENSIONS (on 38-in. rear tires)

Wheelbase, in.....	84.5
Height, to top of steering wheel, in.....	63.0
Height over hood, in.....	57.5
Length overall, front of front tire to end of lower hitch links, in.....	137.5
Width overall, @ 52-in. tread setting, in.....	67.5
Ground clearance, under front axle, in.....	19.5
Ground clearance, under transmission housing, in.....	17.3
<b>Front wheel tread, adjustable, in.....</b>	52 to 80
<b>Rear wheel tread, with manual adjustable wheels, in.....</b>	52 to 80
with power adjustable rear wheels..	56 to 90
<b>Turning radius with brakes, ft.....</b>	10
without brakes, ft.....	11.5
<b>Turning clearance circle with brakes, ft.....</b>	21.0
without brakes, ft.....	24.25

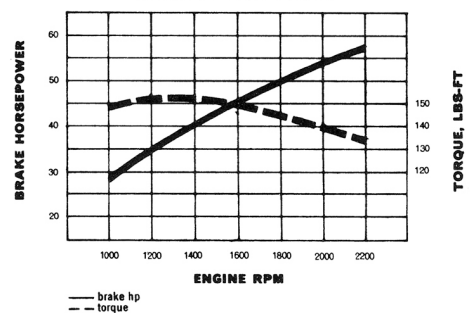
## CAPACITIES

Fuel tank, gal.....	16
Engine lubrication, qt, with filter.....	8
Transmission, 8-speed, qt.....	13.2
10-speed, qt.....	12.3
Cooling system, qt.....	14
Rear axle and hydraulic system, qt	
with independent PTO.....	32.4
with transmission PTO.....	33.6

**GASOLINE ENGINE CHARACTERISTICS**  
with radiator, fan, air cleaner and muffler



**DIESEL ENGINE CHARACTERISTICS**  
with radiator, fan, air cleaner and muffler



## WEIGHT DISTRIBUTION—8-speed diesel, 6-ply tires, power steering, less options.

Front axle, lb.....	1,680
Rear axle, lb.....	2,980
Total, lb.....	4,660